



CompAir

by Gardner Denver

Designed for the most demanding conditions

Portable screw compressors



Reliable mobile compressed air solutions

C10-12 - C270TS-9

Designed To Last

CompAir Portable Compressors

Designed for the most demanding conditions.


High-precision construction projects demand that the efficiency and reliability of compressors is of the highest calibre. CompAir offers a wide range of portable compressors, with a reputation within the industry for just that – compressors that meet the requirements of numerous mobile compressed air applications.

The C-Series from CompAir is constantly evolving and guarantees high energy efficiency, low emissions and many other innovations, which make daily operations and maintenance tasks much easier.

Engineering Excellence

Changing emission legislation is a key driver for development, but CompAir's passionate engineering team also strive to achieve the best possible performance at the lowest operational costs. Additionally, the compressors are very compact and lightweight which is a preference for many customers.

The screw compression element is the most important component of the compressor. Therefore CompAir keeps the design and manufacture in-house, using the latest CNC rotor grinding machinery, coupled with online laser technology. The resulting reliability and performance ensures that operating costs will remain low throughout the life of the compressor.



GERMAN ★
ENGINEERING ★
& DESIGN

AirPlus

Tailored compressor solutions to fit your application.

CompAir offers numerous options and accessories allowing customers to configure the compressor according to the specific requirements of the application. Besides various components for air treatment, integrated generators, bundled bottom boxes, toolboxes, hose reels and integrated oilers, etc. can all be factory fitted.

Performance Protection for Portable Compressors

When you buy a CompAir C-Series portable compressor, peace of mind comes as standard now. The first of a kind Mobile 5 Warranty offers genuine performance protection for up to 5 years. The main compressor elements and controls¹ are covered at zero additional cost.

Having your compressor serviced by authorised personnel in accordance with CompAir's maintenance schedules, ensures you enjoy comprehensive protection for up to 5 years (up to a maximum of 10,000 operating hours).

Mobile 5 from CompAir – keeping your workforce working.

¹ Terms, conditions & exclusions apply.





CompAir Genuine Parts

Enjoy complete peace of mind.

Genuine CompAir parts and lubricants ensure best performance and reliability is maintained.

- Minimum losses contributing to energy savings
- Long service life, even under harsh conditions
- High reliability



C10-12 to C14
 1.0 to 1.4 m³ / min
 Product range
 DLT 0101



C10-12 to C14 is a powerful alternative to electrical tools. Small, compact and lightweight, at only 150kg weight with 1.0 to 1.4 m³ / min at 7 to 12 bar. Perfect for a wide-range of repair and installation jobs.

Electric Start as Standard

Easy to start and flexible operation.

Honda GX 630V

Air cooled petrol engine.

Technical Data - C10-12 to C14

Product Range	DLT 0101			
	C10-12	C12-10	C14	
Type				
Operational data				
Volume flow ¹⁾	m ³ / min	1.0	1.2	1.4
	cfm	35	42	49
Working pressure	bar	12	10	7
	psi	174	145	101.5
Engine	Honda GX 630			
Installed engine power	kW	13.5	13.5	13.5
RPM-range	1 / min	2200 - 3500	2200 - 3500	2200 - 3500
Operating weight²⁾				
Portable compressor	kg	150	150	150
Filling capacities				
Engine oil	l	1.5	1.5	1.5
Fuel tank	l	20	20	20
Compressor oil	l	3.5	3.5	3.5
Dimensions and connections				
Length	mm	960	960	960
Width	mm	700	700	700
Height	mm	630	630	630
Compressed air outlets		1 x 3 / 4"		
Sound level				
Sound pressure level ³⁾	dB(A) LPA	69	69	69

¹⁾ Acc. to ISO 1217 Ed. 4 2009 Annex D ²⁾ Operating weight without options
³⁾ Noise level acc. to PNEUROP PN8NTC2.2 at 7 m

C20 to C30

2.0 to 3.0 m³ / min
Product range
DLT 0206

This range has the output to run up to two breakers and is driven by quiet-running energy efficient Kubota engines. With the benefit of a wide engine speed range, fuel savings are increased and the engine reliability and lifetime are enhanced. The various applications of these compressors can be further enhanced by integrated generators, which can supply electric power for the site, lighting and electrical tools. With an operating weight of less than 500kg (unbraked) the compressor can be transported by small vehicles.

Soft Start

Extends the engine lifetime by reducing engine stress during start-up and allowing the engine to reach running temperature with the compressor unloaded.

Bolted Single Sheets

The steel canopy is galvanised and electrostatically coated, offering excellent protection against damage and corrosion. With bolted single sheets, exchange is both quick and easy.

Easy Access Hinged Hood

With two robust gas struts, the hood is light and easy to open, offering excellent accessibility for easy maintenance.

Kubota D1105/V1505

Reliable, energy efficient diesel engine.



Robust Plastic Protection

Protects the control panel and lighting elements.

Transparent Plastic Fuel Tank

Extremely robust, the plastic fuel tank allows direct visual level indication and contamination checks to be carried out in seconds.

Progressive Volume Flow Regulation

Engine speed and air intake regulation are automatically adapted to compressed air requirement.

Air End with Spin-on Oil Filter Cartridge

For quick and easy maintenance.

Internal Main Switch Board

To avoid unauthorised operation.

Central Lifting Eye

For easy handling by crane.

Operational Reliability

Designed for -10 to +45°C ambient temperature.

Oil Temperature Regulation Valve

Ensures safe operation of compressor at low ambient temperatures or extreme partial load as standard.

Portable-Control 1

- **Fully protected digital display**

With tamper proof hour counter

- **Automatic protection in case of malfunction:**

- Compressor temperature too high
- Engine oil pressure too low
- Engine temperature too high
- Battery voltage too low
- Fuel level too low

- **Indication lamps**

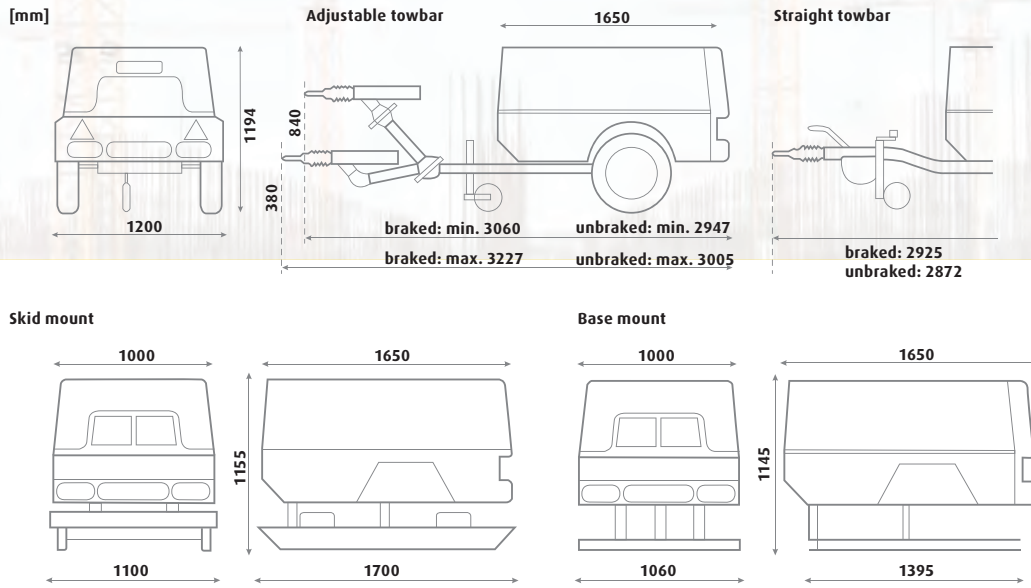
For automatic emergency stop in case of malfunction

- **Start by rotary switch**

To avoid loss of time caused by lost ignition key



Technical Data - C20 to C30



Product Range		DLT 0206						
Type		C20	C20GS	C20-14	C25	C25-10	C30	C30G
Operational data								
Volume flow ¹⁾	m ³ /min	2.0	2.0 ²⁾	2.0	2.5	2.5	3.0	3.0 ²⁾
	cfm	70.6	70.6	70.6	88	88	105.9	105.9
Working pressure	bar	7	7	14	7	10	7	7
	psi	101.5	101.5	203	101.5	145	101.5	101.5
Engine		Kubota D1105	Kubota V1505		Kubota D1105	Kubota V1505		
Installed engine power	kW	16.3	23.1	23.1	19.4	23.1	23.1	23.1
RPM-range	1/min	2000 - 2600	1800 - 2600	1800 - 2600	2000 - 3000	1800 - 2600	1800 - 2600	1800 - 2600
Operating weight ³⁾								
Portable compressor								
adjustable towbar braked	kg	580	658	611	586	610	610	658
adjustable towbar unbraked	kg	539	617	570	545	570	570	617
straight towbar braked	kg	558	636	588	564	588	588	636
straight towbar unbraked	kg	528	606	-	534	558	558	606
Base mount	kg	458	535	-	463	485	485	535
Skid mount	kg	498	575	-	503	525	525	575
Filling capacities								
Engine oil	l	5.1	6.0	6.0	5.1	6.0	6.0	6.0
Diesel tank	l	40	40	40	40	40	40	40
Compressor oil	l	6.3	6.6	6.6	6.6	6.6	6.6	6.6
Dimensions and connections								
Length	adjustable towbar braked	mm	3169-3227	3169-3227	3169-3227	3169-3227	3169-3227	3169-3227
	straight towbar braked	mm	2925	2925	2925	2925	2925	2925
Width	mm	1200	1200	1200	1200	1200	1200	1200
Height	mm	1194	1194	1194	1194	1194	1194	1194
Compressed air outlets	2 x 3/4"							
Sound level								
Sound pressure level ⁴⁾	dB(A) LPA	69	69	70	69	69	69	69

¹⁾ Acc. to ISO 1217 Ed. 4 2009 Annex D

²⁾ 9 kVA generator (C20GS max. 6 kVA)

³⁾ Operating weight without options

⁴⁾ Noise level acc. to PNEUROPN8NTC2.2 at 7 m

C35-10 to C50

3.5 to 5.0 m³ / min

Product range

DLT 0408



The highly successful CompAir range C35-10 to C50 is driven by very quiet-running, water-cooled Yanmar 4-cylinder diesel engines. The compressor is particularly suitable for applications in cities and built-up areas, where stringent restrictions are set on noise emissions. The light construction of under 750 kg (C38 and C42 unbraked) makes the compressor suitable for many different applications and is therefore ideal for use by hire companies. These compact and lightweight compressors are available with various chassis and also with the option of integrated generator or aftercooler or both.

Soft Start

Extends the engine lifetime by reducing engine stress during start-up and allowing the engine to reach running temperature with the compressor unloaded.

Bolted Single Sheets

The steel canopy is galvanised and electrostatically coated, offering excellent protection against damage and corrosion. With bolted single sheets, exchange is both quick and easy.

Easy Access Hinged Hood

With two robust gas struts, the hood is light and easy to open, offering excellent accessibility for easy maintenance.

Yanmar 4TNV88BKCP

Quiet-running and low vibration 4-cylinder diesel engine with direct injection.

Robust Plastic Protection

Protects the control panel and lighting elements.

Filtration

According to ZTV-ING part 3 section 4.

Fuel Filter

Fuel contamination is controlled by a high quality filter which includes water separation. In addition to this, every compressor has an electronic fuel pump, alarm and fuel cooler.

Air Filters

Separate air filters for engine and air compressor with lighting elements.

Progressive Volume Flow Regulation

Engine speed and air intake regulation are automatically adapted to compressed air requirement.

Air End with Spin-on Oil Filter Cartridge

For quick and easy maintenance.

Internal Main Switch Board

To avoid unauthorised operation.

Central Lifting Eye

For easy handling by crane.

Transparent Plastic Fuel Tank

Allows direct visual level indication and quick contamination checks.

Operational Reliability

Designed for -10 to +45°C ambient temperature.

Oil Temperature Regulation Valve

Ensures safe operation of compressor at low ambient temperatures or extreme partial load as standard.

Portable-Control 2

- **Fully protected digital display**

With tamper proof hour counter

- **Indication lamps**

- Preheat
- Operation
- Automatic emergency stop after malfunction

- **Start by rotary switch**

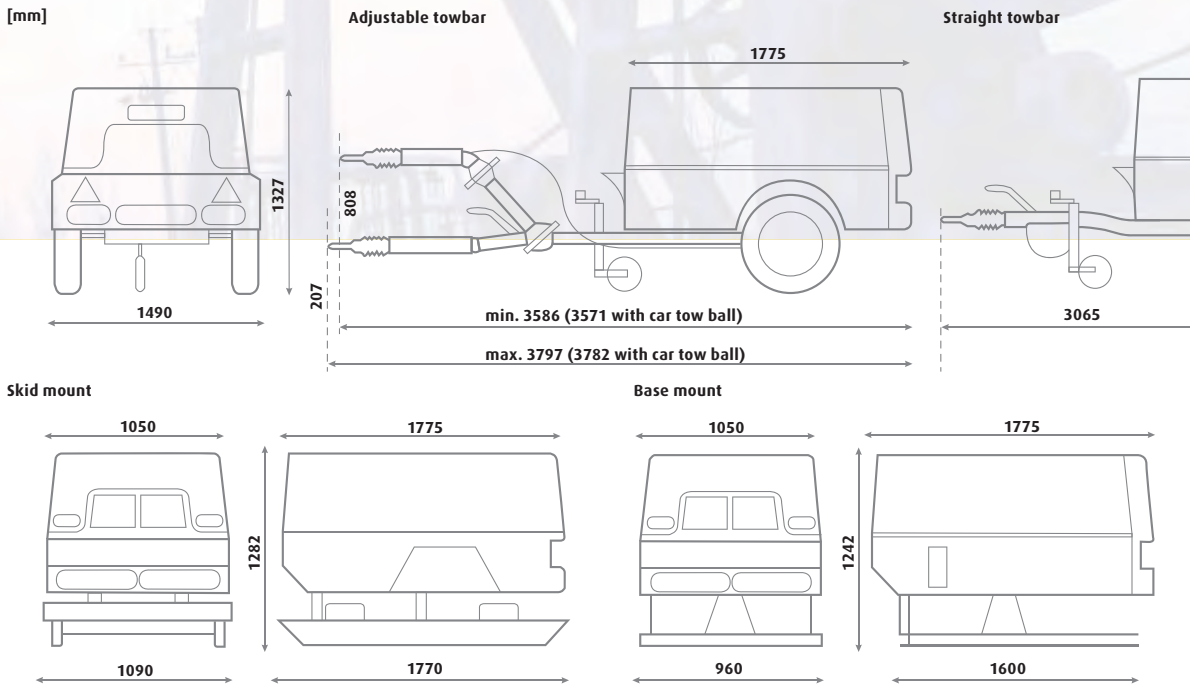
To avoid loss of time caused by lost ignition key

- **Automatic protection in case of malfunction:**

- Compressor temperature too high
- Engine oil pressure too low
- Engine temperature too high
- Battery voltage too low
- Rotational speed too low
- Cooling water too low
- Fuel level too low



Technical Data - C35-10 to C50



Product range		DLT 0408				
Type		C35-10	C38	C42	C50	
Operational data						
Volume flow ¹⁾	m ³ /min	3.5	3.8	4.2	5.0	
(Optional 9 or 15 kVA Generator)	cfm	123.6	134	148	176.5	
Working pressure	bar	10	7	7	7	
	psi	145	101.5	101.5	101.5	
Engine		Yanmar 4TNV88BKCP				
Installed engine power	kW	35.0	35.0	35.0	35.0	
RPM-range	1/min	1600 - 2800	1600 - 2800	1600 - 2800	1600 - 2800	
Operating weight ²⁾						
Portable compressor	adjustable towbar braked	kg	810	810	810	866
	adjustable towbar unbraked	kg	745	745	745	-
	straight towbar braked	kg	775	775	775	835
	straight towbar unbraked	kg	740	740	740	800
Base mount	kg	685	685	685	780	
Skid mount	kg	740	740	740	800	
Filling capacities						
Engine oil	l	7.4	7.4	7.4	7.4	
Diesel tank	l	60	60	60	60	
Compressor oil	l	9	9	9	9	
Dimensions and connections						
Length	adjustable towbar braked	mm	3586 - 3797	3586 - 3797	3586 - 3797	3586 - 3797
	straight towbar braked	mm	3065	3065	3065	3065
Width	mm	1490	1490	1490	1490	
Height (adjustable towbar, braked)	mm	1327	1327	1327	1327	
Compressed air outlet		2 x 3/4"				
Sound level						
Sound pressure level ³⁾	dB(A) LPA	69	69	69	69	

¹⁾ Acc. to ISO 1217 Ed. 4 2009 Annex D

²⁾ Operating weight without options

³⁾ Noise level acc. to PNEUROP PN8NTC.2.2 at 7 m

C55-14 to C76

5.5 to 7.6 m³ / min
Product range
DLT 0704

These proven and tested compressors stand out for their low fuel consumption and high efficiency. Thanks to a wide pressure range up to 14 bar, this compact compressor range is extremely versatile and meets many requirements of numerous applications. The compressors have enough storage capacity for two hammers, picks or any other pneumatic tools. Separate engine and compressor air filters guarantee a long service life. All of the service points are strategically located for easy access.

Soft Start

Extends the engine lifetime by reducing engine stress during start-up and allowing the engine to reach running temperature with the compressor unloaded.

Bolted Single Sheets

The steel canopy is galvanised and electrostatically coated, offering excellent protection against damage and corrosion. With bolted single sheets, exchange is both quick and easy.

Easy Access Hinged Hood

With two robust gas struts, the hood is light and easy to open, offering excellent accessibility for easy maintenance.

Cummins B3.3TAA

Quiet-running and low vibration 4-cylinder diesel engine.

Robust Plastic Protection

Protects the control panel and lighting elements.

Filtration

According to ZTV-ING part 3 section 4.



Fuel Filter

Fuel contamination is controlled by high quality filter which includes water separation. In addition to this every compressor has a manual fuel pump as standard.

Air Filters

Separate air filters for engine and air compressor.

Progressive Volume Flow Regulation

Engine speed and air intake regulation are automatically adapted to compressed air requirement.

Air End With Spin-On Oil Filter Cartridge

For quick and easy maintenance.

Internal Main Switch Board

To avoid unauthorised operation.

Central Lifting Eye

For easy handling by crane.

Transparent Plastic Fuel Tank

Allows direct visual level indication and quick contamination checks.

Operational Reliability

Designed for -10 to +45°C ambient temperature.

Oil Temperature Regulation Valve

Ensures safe operation of compressor at low ambient temperatures or extreme partial load.

Portable-Control 2+

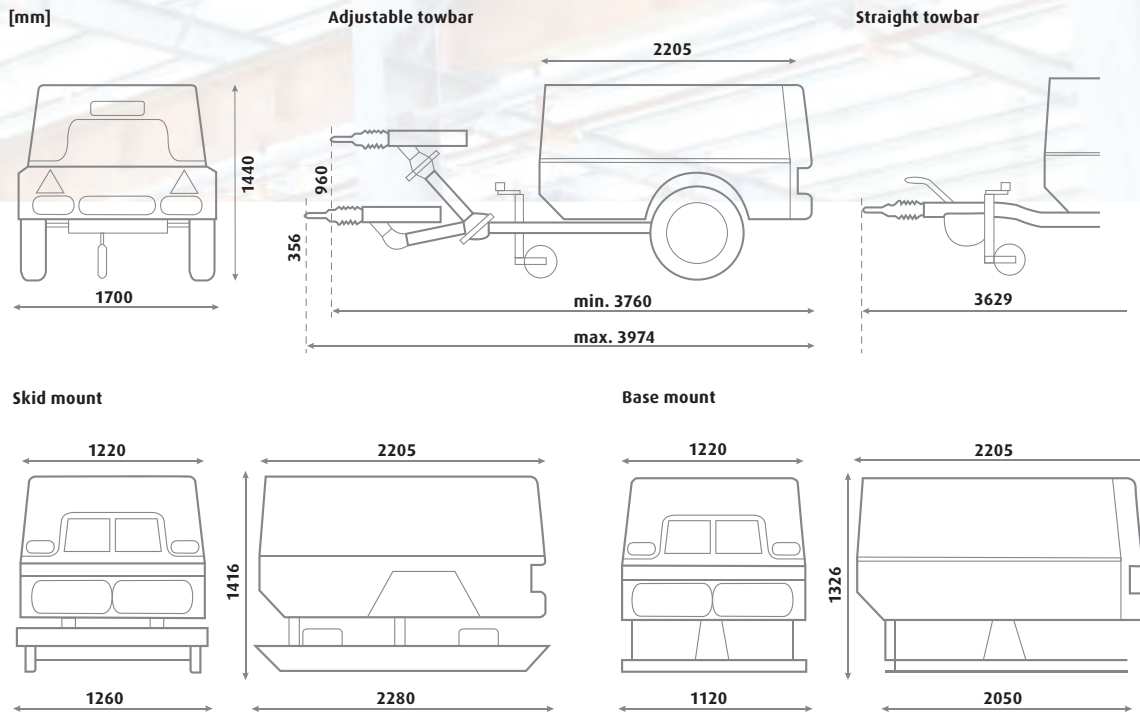
- **Fully protected digital display**
With tamper proof hour counter
- **Indication lamps**
For automatic emergency stop in case of malfunction
- **Automatic protection in case of malfunction:**
 - Compressor temperature too high
 - Engine oil pressure too low

- Engine temperature too high
- Battery voltage too low
- Fuel level too low

- **Start by rotary switch**
To avoid loss of time caused by lost ignition key



Technical Data - C55-14 to C76



Product range		DLT 0704				
		C55-14	C60-12	C65-10	C65HS	C76
Type						
Operational data						
Volume flow ¹⁾	m ³ /min	5.5	6.0	6.5	6.5	7.6
(Optional 9 or 15 kVA Generator)	cfm	194	211.9	229.5	229.5	268
Working pressure	bar	14	12	10	7	7
	psi	203	174	145	101.5	101.5
Engine		Cummins B3.3 TAA				
Installed engine power	kW	63	63	63	63	63
RPM range	1/min	1600 - 2600	1600 - 2600	1600 - 2600	1600 - 2600	1600 - 2600
Operating weight ²⁾						
Portable compressor	adjustable towbar braked	kg	1200	1200	1200	1200
	straight towbar braked	kg	1160	1160	1160	1160
Base mount	kg	1070	1070	1070	1070	1070
Skid mount	kg	1100	1100	1100	1100	1100
Filling capacities						
Engine oil	l	8	8	8	8	8
Diesel tank	l	140	140	140	140	140
Compressor oil	l	17.5	17.5	17.5	17.5	17.5
Dimensions and connections						
Length	adjustable towbar braked	mm	3760-3974	3760-3974	3760-3974	3760-3974
	straight towbar braked	mm	3629	3629	3629	3629
Width	mm	1700	1700	1700	1700	1700
Height	mm	1440	1440	1440	1440	1440
Compressed air outlet		3 x 3/4", optionally 1 x 1/2"				
Sound level						
Sound pressure level ³⁾	dB(A) LPA	71	71	71	71	71

¹⁾ Acc. to ISO 1217 Ed. 4 2009 Annex D

²⁾ Operating weight without options

³⁾ Noise level acc. to PNEUROP PN8NTC2.2 at 7 m

C85-14 to C140-9

8.5 to 13.3 m³ / min
Product range
DLT 1302



Designed for the toughest site conditions, whether it's for road building, civil engineering or restoration work, this range of compressors offers outstanding reliability, performance and compressed air quality. With fully accessible doors, maintenance is also made easy. The compressor as standard is equipped with numerous options, offering a substantial cost saving to the customer. Thanks to the inclusion of two batteries, reliable running and performance can be achieved even in cold conditions. The long life cycle of these compressors is further enhanced by additional engine management protection. Diesel engines from the QSB 4.5 range from Cummins are fitted with electronic fuel injection to meet the European exhaust emission standards.

Soft Start

Extends the engine lifetime by reducing engine stress during start-up and allowing the engine to reach running temperature with the compressor unloaded.

Easy Access Side Wing Doors

Offering excellent accessibility for easy maintenance.

Air Filters

Separate air filters for engine and air compressor.

Cummins Engine

Quiet-running 4-cylinder diesel engine.

Robust Plastic Protection

Protects the control panel and lighting elements.

Sheet Steel Fuel Tank

With direct visual level indication.

Fuel Filter

Fuel contamination is controlled by a high quality filter which includes water separation. In addition to this every compressor has a manual fuel pump as standard.

24 V Electric System

Ensures sufficient power reserves in case of cold starts and a safe run-up ability.

Progressive Volume Flow Regulation

Engine speed and air intake regulation are automatically adapted to compressed air requirement.

Air End With Spin-On Oil Filter Cartridge

For quick and easy maintenance.

Internal Main Switch Board

To avoid unauthorised operation.

Central Lifting Eye

For easy handling by crane.

Operational Reliability

Designed for -10 to +45°C ambient temperature.

Oil Temperature Regulation Valve

Ensures safe operation of compressor at low ambient temperatures or extreme partial load.

Instrument Panel

With clearly visible instruments, as well as individual fault indicators, such as battery pilot lamp and warming-up button.

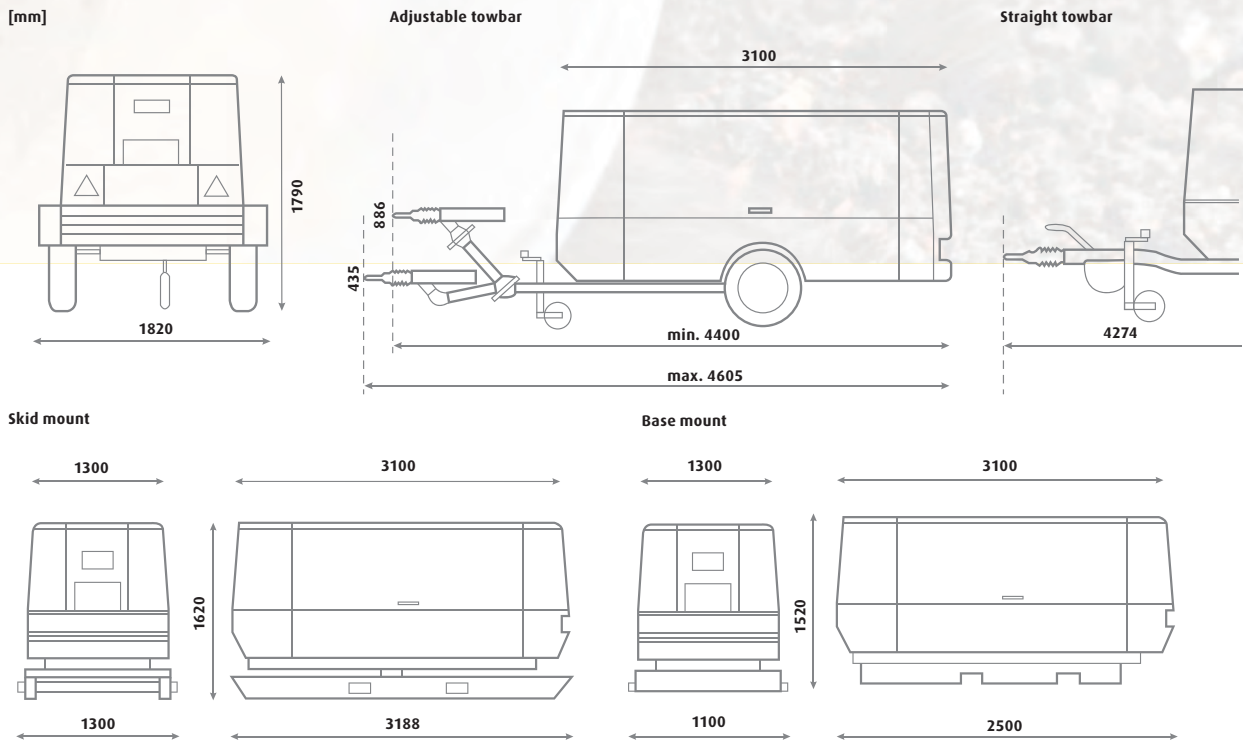
The panel uses a robust relay switching system with plug-in relays in a closed circuit system to fully protect the complete unit.

The instrument panel is protected against vandalism by a strong lockable steel enclosure.



Technical Data - c85-14 to C140-9

[mm]



Product range		DLT 1303						
Type		C85-14	C95-12	C110-9	C125	C105-14	C115-12	C140-9
Operational data								
Volume flow ¹⁾	m ³ / min	8.5	9.5	11.3	12.5	10.5	11.5	13.3
	cfm	300	335	388	441	370.8	406	469.6
Operating pressure	bar	14	12	8.6	7	14	12	8.6
	psi	203	174	124.7	101.5	203	174	124.7
Engine		Cummins QSB 4.5				Cummins QSB 4.5		
Installed engine power		97	97	97	97	119	119	119
RPM-range	1 / min	1300 - 2300	1300 - 2300	1300 - 2300	1300 - 2300	1300 - 2200	1300 - 2200	1300 - 2200
Operating weight ²⁾								
Portable compressor								
	adjustable towbar braked	kg	1980	1980	1980	1980	1980	1980
	straight towbar braked	kg	1950	1950	1950	1950	1950	1950
Base mount		kg	1810	1810	1810	1810	1810	1810
Skid mount		kg	1920	1920	1920	1920	1920	1920
Filling capacities								
Engine oil	l	11	11	11	11	11	11	11
Diesel tank	l	210	210	210	210	210	210	210
Compressor oil	l	24	24	24	24	24	24	24
Dimensions and connections								
Length	adjustable towbar braked	mm	4390-4555	4390-4555	4390-4555	4390-4555	44390-4555	4390-4555
	straight towbar braked	mm	4274	4274	4274	4274	4274	4274
Width		mm	1820	1820	1820	1820	1820	1820
Height		mm	1790	1790	1790	1790	1790	1790
Compressed air outlet	2 x 3/4" and 1 x 2"							
Sound level								
Sound pressure level ³⁾	dB(A) LPA	70	70	70	70	70	70	70

¹⁾ Acc. to ISO 1217 Ed. 4 2009 Annex D

²⁾ Operating weight without options

³⁾ Noise level acc. to PNEUROP PN8NTC2.2 at 7 m

C200TS-24 to C270TS-9

20 to 27.0 m³/min
Product range
DLT 2701



The TurboScrew compressors with their unique patented bi-turbo technology provide class-leading diesel efficiency, the lowest weight of 3,500kg.

TurboScrew Technology

CompAir's TurboScrew compression system is a radical new approach to energy conservation. It uses a Cummins turbo assisted engine powering a CompAir screw compressor unit with the addition of an engine exhaust gas drive turbine, pre-compressing the suction inlet air before it enters the compression chamber.

Soft Start

Extends the engine lifetime by reducing engine stress during start-up and allowing the engine to reach running temperature with the compressor unloaded.

Easy Access Side Wing Doors

Offering excellent accessibility for easy maintenance.

Cummins QSB 6.7

Robust 6-cylinder turbo-charged diesel engine with an additionally integrated second turbo-charger for the pre-compression of the inlet air of the compressor.

24 V Electric System

Ensures sufficient power reserves in case of cold starts and a safe run-up ability.

Bolted Single Sheets

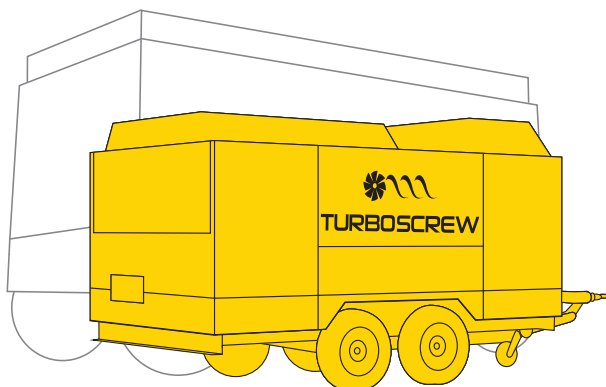
The steel canopy is galvanised and electrostatically coated, offering excellent protection against damage and corrosion. With bolted single sheets, exchange is both quick and easy.

Filtration according to ZTV-ING part 3 section 4

According exhaust standard COM III B (EU).

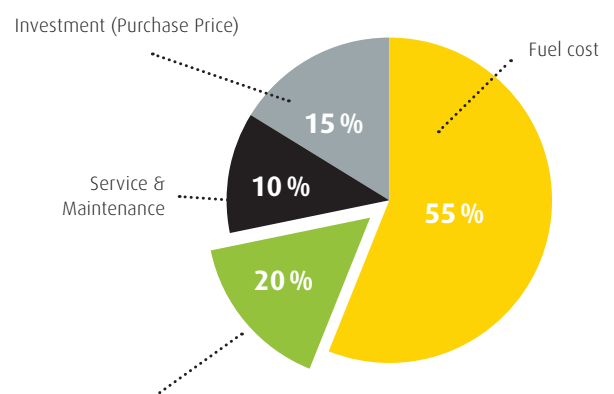
Small footprint & one of the lightest in class

The lightweight TurboScrew compressors can be towed by a vehicle with a maximum towing weight of 3,500kg and is great for getting to hard-to-access sites.



Potential fuel savings

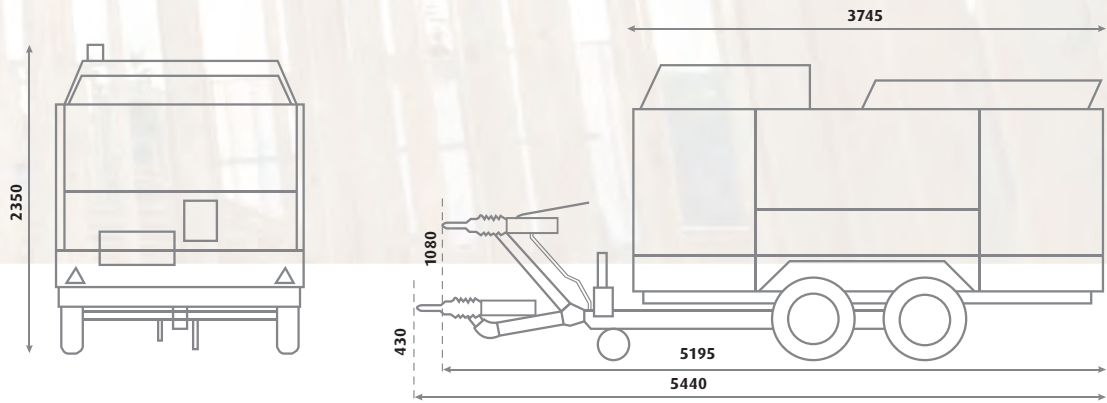
Based on average site running conditions, over lifetime of 10,000 hours, fuel savings of up to 30% can be achieved when compared with equivalent conventional compressors of this output range. This represents up to 20% of total lifetime costs.



TurboScrew fuel savings = 20% of lifetime cost

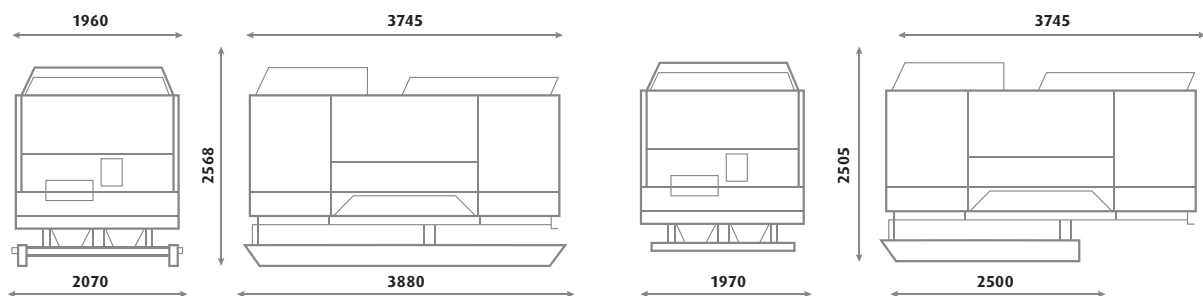
Technical Data - C200TS-24 to C270TS-9

[mm]



Skid mount

Base mount



Product range	DLT 2701								DLT 2701 HP			
Type	C200T S-14	C210TS-12	C220TS-10	C230TS-9	C240TS-14	C250TS-12	C260TS-10	C270TS-9	C200TS-24	C210TS-21	C230TS-17	
Operational data												
Volume flow ¹⁾	m ³ /min	20	21	22	23	24	25	26	27	20	21	23
	cfm	706	741.6	776.9	812	847.5	882.8	918	953	706	741.6	812
Pressure range	bar	14	12	10	9	14	12	10	9	24	21	17
	psi	203	174	145	130.5	203	174	145	130.5	348	304.5	246.5
Engine		Cummins QSB 6.7								Cummins QSB 6.7		
Installed engine power	kW	180	180	180	180	228	228	228	228	228	228	228
Engine off load speed	1/min	1000	1000	1000	1000	1000	1000	1000	1000	1000	1000	1000
Engine full load speed	1/min	2400	2400	2400	2400	2400	2400	2400	2400	2400	2400	2400
Operating weight ²⁾												
Portable compressor adjustable towbar braked	kg	3310	3310	3310	3310	3340	3340	3340	3340	3350	3350	3350
Skid mount	kg	3370	3370	3370	3370	3400	3400	3400	3400	3410	3410	3410
Base mount	kg	3210	3210	3210	3210	3240	3240	3240	3240	3250	3250	3250
Filling capacities												
Engine oil	l	17	17	17	17	17	17	17	17	17	17	17
Diesel tank	l	370	370	370	370	370	370	370	370	370	370	370
Compressor oil	l	65	65	65	65	72	72	72	72	55	55	55
Dimensions and connections												
Length	mm	5195-5440	5195-5440	5195-5440	5195-5440	5195-5440	5195-5440	5195-5440	5195-5440	5195-5440	5195-5440	5195-5440
Width	mm	1960	1960	1960	1960	1960	1960	1960	1960	1960	1960	1960
Height	mm	2350	2350	2350	2350	2350	2350	2350	2350	2350	2350	2350
Compressed air outlet		3 x 3/4" and 1 x 2"									1 x 2"	
Sound level												
Sound pressure level ³⁾	dB(A) LPA	71	71	71	71	71	71	71	71	71	71	71

¹⁾ Acc. to ISO 1217 Ed. 4 2009 Annex D

²⁾ Operating weight without options

³⁾ Noise level acc. to PNEUROP PN8NTC.2.2 at 7 m

AirPlus - Many Options for Many Applications


Options for all types of C10-12 to C270TS-9



Breakers



Sand-blasting



Ice-blasting



Drillings



Concrete spraying

AirPlus Options



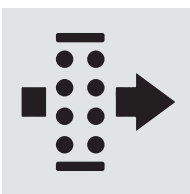
Built-in aftercooler

With automatic water separation. Reduces water content in the compressed air. An additional heat exchanger uses compressor oil to heat the compressed air which protects the tools from freezing.



Integrated Oiler

For optimised lubrication of the pneumatic tools.




Built-in microfilter combination

(in addition to above mentioned aftercooler)
Air treatment with microfilters according to ISO 8573.1 standards including ZTV-ING 90 with residual oil content of <0.01 ppm.



Hose reel

With 20m light self-supporting hose; protects the air hose and enables fast set up of tools at site.



Oil temperature regulation valve

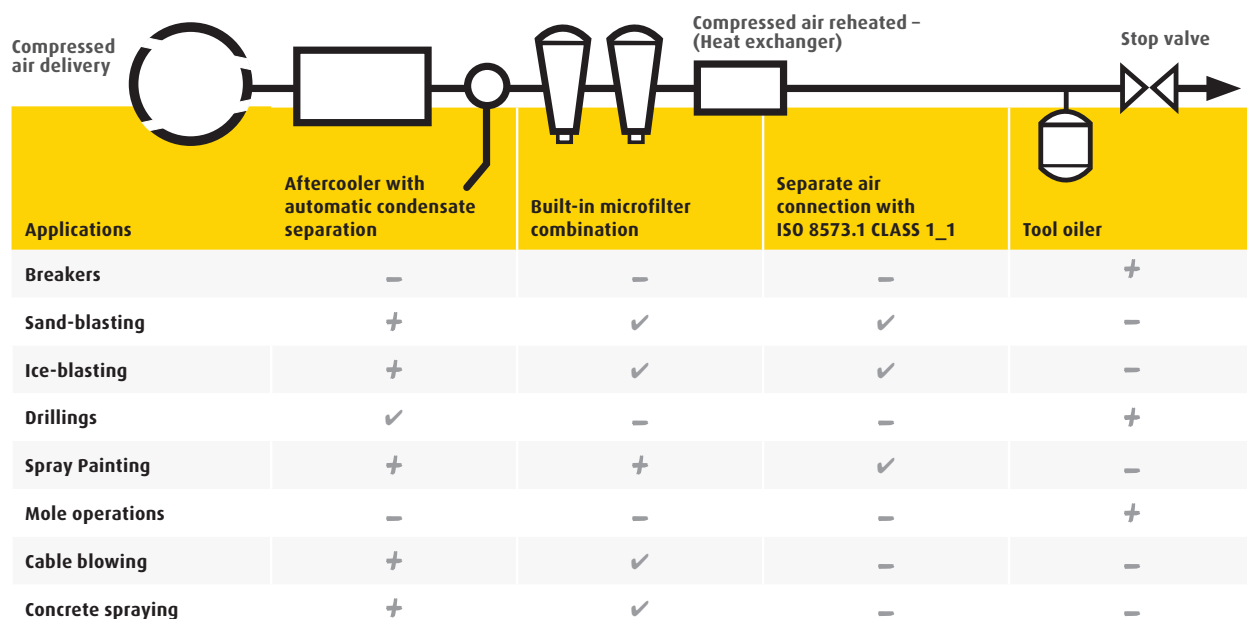
Ensures safe operation of compressor at low ambient temperatures. Prevents compressed air tools from freezing. Standard from C35-10.



Special paint colour and labelling to customer specification

Provides distinctive site identity and assists in traceability in the event of loss or theft.

Schematic display of all available air treatment options



+ recommended ✓ depending on manufacturer and application - not needed

AirPlus - Many Options for Many Applications

Options for all types of C14 to C270TS-9

+ Optional ✓ Standard - Not available

Type	Compressed Air Quality			Compressor Equipment				Integrated Generator			Engine Accessories			
	Aftercooler	Filtration	Oiler	Tool-Box	Hose reel	Bunded bottom box	Oil thermostatic valve	7 kVA at 110V 50Hz	9 kVA / 16 A max. at 230 / 400V 50Hz	15 kVA / 20 A max. at 230 / 400V 50 Hz	Diesel filter with water separator	Spark arrestor	Engine shutdown at overspeed from flammable gases	Remote start / stop
DLT 0101														
C10-12	-	-	+	-	-	-	-	-	-	-	-	-	-	-
C12-10	-	-	+	-	-	-	-	-	-	-	-	-	-	-
C14	-	-	+	-	-	-	-	-	-	-	-	-	-	-
DLT 0206														
C20	+	-	+	+	+	+	✓	+	+	-	✓	+	+	-
C25	+	-	+	+	+	+	✓	-	-	-	✓	+	+	-
C30	+	-	+	+	+	+	✓	+	+	-	✓	+	+	-
DLT 0408														
C35-10	+	+	+	+	+	+	✓	+	+	+	✓	+	+	-
C38	+	+	+	+	+	+	✓	+	+	+	✓	+	+	-
C42	+	+	+	+	+	+	✓	+	+	+	✓	+	+	-
C50	+	+	+	+	+	+	✓	+	+	+	✓	+	+	-
DLT 0704														
C55-14	+	+	+	+	+	+	✓	+	+	+	✓	+	+	-
C60-12	+	+	+	+	+	+	✓	+	+	+	✓	+	+	-
C65-10	+	+	+	+	+	+	✓	+	+	+	✓	+	+	-
C76	+	+	+	+	+	+	✓	+	+	+	✓	+	+	-
DLT 1302														
C85-14	+	+	+	-	+	-	✓	-	-	-	✓	+	-	+
C95-12	+	+	+	-	+	-	✓	-	-	-	✓	+	-	+
C110-9	+	+	+	-	+	-	✓	-	-	-	✓	+	-	+
C125	+	+	+	-	+	-	✓	-	-	-	✓	+	-	+
C105-14	+	+	+	-	+	-	✓	-	-	-	✓	+	-	+
C115-12	+	+	+	-	+	-	✓	-	-	-	✓	+	-	+
C140-9	+	+	+	-	+	-	✓	-	-	-	✓	+	-	+
DLT 2701														
C200TS-14	+	+	+	-	-	-	✓	-	-	-	✓	+	-	+
C210TS-12	+	+	+	-	-	-	✓	-	-	-	✓	+	-	+
C220TS-10	+	+	+	-	-	-	✓	-	-	-	✓	+	-	+
C230TS-9	+	+	+	-	-	-	✓	-	-	-	✓	+	-	+
C240TS-14	+	+	+	-	-	-	✓	-	-	-	✓	+	-	+
C250TS-12	+	+	+	-	-	-	✓	-	-	-	✓	+	-	+
C260TS-10	+	+	+	-	-	-	✓	-	-	-	✓	+	-	+
C270TS-9	+	+	+	-	-	-	✓	-	-	-	✓	+	-	+
C200TS-24	-	-	-	-	-	-	✓	-	-	-	✓	+	-	+
C210TS-21	-	-	-	-	-	-	✓	-	-	-	✓	+	-	+
C230TS-17	-	-	-	-	-	-	✓	-	-	-	✓	+	-	+

- **Electronic Controller**

- Insulation monitoring
- Output voltage regulation
- Temperature regulation limit
- Two mode switch - constant and variable motor speed

- **Integrated Generator**

- Electronically controlled synchronous generator
- Protection IP 54

- **Winter Kit** ❄️

- Available for selected models



Global experience - truly local service

With over 200 years of engineering excellence, the CompAir brand offers an extensive range of highly reliable, energy efficient compressors and accessories to suit all applications. An extensive network of dedicated CompAir sales companies and distributors across all continents provide global expertise with a truly local service, ensuring our advanced technology is backed up with the right support.



As part of the worldwide Gardner Denver operation, CompAir has consistently been at the forefront of compressed air systems development, culminating in some of the most energy efficient and low environmental impact compressors on the market today, helping customers achieve or surpass their sustainability targets.

Portable Compressors (EU & Non EU Range)

C10-12 - C270TS-9

1 to 27 m³/min from 7 to 24 bar

Air Plus offers many variations and options:

- Aftercooler
- Ultra-fine filters
- Integrated generator
- Bunded bottom box
- Hose reel
- Exhaust spark arrestor
- Exhaust gas particulate filter
- Customer colours

Services

- Technical support and advice
- Worldwide service network
- Reliable supply of spare parts
- Individual customer solutions
- Seminars and trainings

**2 YEAR
GUARANTEE**



**DIRECT VARIED
SOLUTIONS**

W: dvsgroup.com.au

E: info@dvsgroup.com.au

P: 08 6189 1211

M: 0451 178 024